




Level 2A

1. Ear Training: Each example will be played twice.

A. Circle the rhythm pattern you hear.

		
---	--	---

B. Circle whether the pair of notes is a whole step or a half step.

4. Whole Step Half Step




5. Whole Step Half Step

C. Circle whether the triad you hear is minor or major.

6. Minor Major

7. Minor Major

D. Circle the pitch pattern you hear.

		
---	--	---

4. Name the major and minor key signatures.

(1 point each blank)




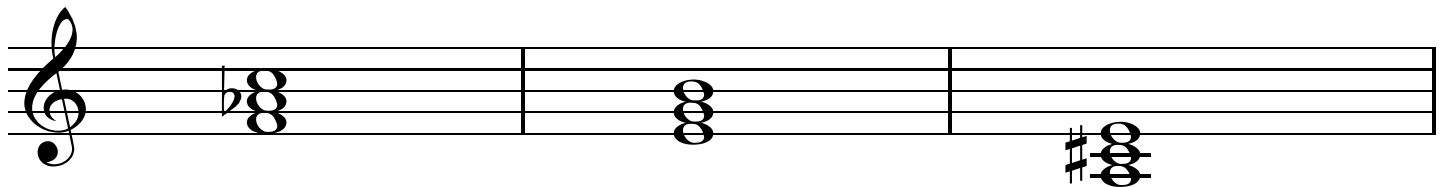
Major: _____
 Minor: _____

5. Write the letter name of these triads and whether it is major or minor.

You may use the abbreviations **maj** or **min**.

(1 point each blank)





6. Match the term or symbol in the first column with its meaning in the second column.


(1 point each)

- _____ primo
- _____ mezzo forte
- _____ *rit.*
- _____ adagio
- _____ fermata
- _____ mezzo piano
- _____ allegro
- _____ secondo
- _____ moderato
- _____ simple meter

1. slow tempo
2. second, lower part of a duet
3. medium tempo
4. medium quiet
5. gradually slowing
6. first, higher part of a duet
7. hold
8. fast, quick tempo
9. beats divisible by 2
10. medium loud

7. Write 3 different **E** whole notes for this staff.

(1 pt each)



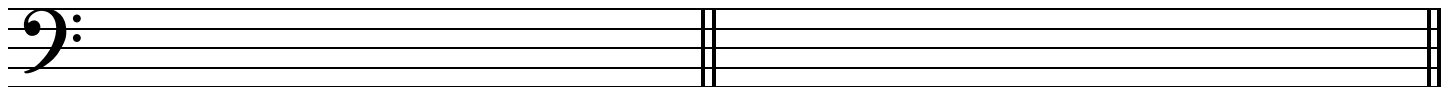
E below the staff

E on the staff

E above the staff

Write these rests in the correct place on the staff.

(1 pt each)




Half Rest

Eighth Rest

Add stems and beams, and flags to complete these notes.

(1 pt each measure)



Half Note

Dotted
Quarter
Note


Quarter
Note

Dotted
Half
Note

Two
Beamed
Eighth
Notes


8. Write the number name of these intervals.

(1 pt each)



Write the **upper** note to make these intervals.

(1 pt each)



4th





6th

2nd


octave

3rd

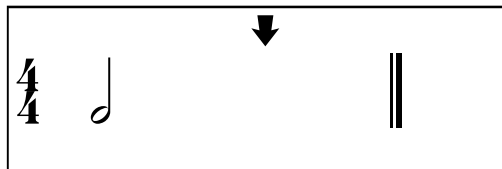

9. Write the missing note of the following major scales. Use flats, sharps, or naturals if needed. (2 pts each)



10. A. Write one **NOTE** to complete each measure. (1 point each)



B. Write one **REST** to complete each measure. (1 point each)



C. Circle the correct answer for the following questions. (2 points each)

In time signatures, the top number shows _____ .
 how many counts in each measure? OR how many measures in the piece?

In time signatures, the bottom number shows _____ .
 how many measures in each line of music? OR what kind of note gets one count?